

## Jet Pack

[www.cleverpatch.com.au/ideas/by-subject/transport/jet-pack](http://www.cleverpatch.com.au/ideas/by-subject/transport/jet-pack)

Discover a whole new world as you set off on your space adventure! Strap on your awesome jet pack and start imagining. There is no limit to the places you can go!

**SEARCH TERMS:**

### Materials:

- 10037 - Cardboard Squares - White - Pack of 100
- 10770 - Heavy Duty Cardboard Rolls - Assorted Sizes - Pack of 75
- 11096 - Calico - 80 x 100cm
- 11438 - Crepe Streamers - Assorted - Set of 12 Colours
- 15283 - Display Poster Roll - Metallic Silver - 10 Metres
- 10364 - CleverPatch Junior PVA Glue - 250ml
- 11775 - Masking Tape - 24mm x 50m



# How to:

## STEP 1

Tape three cardboard rolls together into a triangle and repeat with another three cylinders.



## STEP 2

Wrap the cylinders in silver metallic paper making sure that one end is covered and the other end is left open. Tape the covered end into place.



## STEP 3

Cut out a square from strong cardboard approximately 20cm x 20cm.




## TIP

You can make the slits using scissors or make lots of holes along the line using a large needle. Adult assistance required.



## STEP 4

Cut four small slits into the edges of the square, two along the top at each end and two along the sides down the bottom.



## TIP

You may like to finish the edges with stitching to prevent fraying or use some other type of strapping or ribbon.



## STEP 5

Cut two 50cm strips of calico for the jet pack straps.

## TIP

We stitched ours for a nice flat finish but you could also tie a knot or glue them.



## STEP 6

Attach the straps to the slits in the cardboard square.



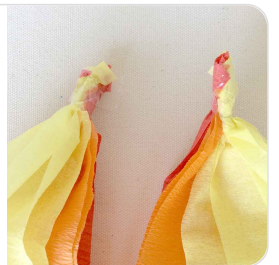
## STEP 7

Cut six strips of red crepe streamer 40cm each, six strips of orange 30cm and six strips of yellow 20cm.




## STEP 8

Make two even groups of streamers and tape the top of each group.



## STEP 9

Using masking tape, tape the streamers into a cylinder from each jet pack.



## STEP 10

Glue the jet packs onto the cardboard square. Allow to dry. Then you are free to travel the world!

