

All About Ancient Greece and Rome

These Blackline Masters can be completed in a variety of ways. The activities are designed to be stimulating, crafty and fun! They range from simple colouring to more complex artworks depending on your requirements – it's up to you! They will equip children with important skills like colouring, cutting, gluing, folding, constructing and creative thinking. Below are some hints and tips for each activity to help you get the most out of your Blackline Masters.

All About Ancient Greece and Rome Blackline Masters have been designed to explore Ancient Greek and Roman art and culture. With a range of activities students are able to learn about ancient civilisations in a fun and creative way. Students can work individually or as part of a group. Experiment with materials and art techniques.

Ancient Greece & Rome Activity Book

Scissors will be required to complete this activity. For best results, copy the Blackline Master onto cover paper. Ask students to cut out the sheet and fold along the dotted lines to create their booklet. Ask the students to colour and decorate their Activity Book and finish by completing the puzzles.

Grapes

Ask students to colour and decorate their sheet for a quick and easy craft activity. Discuss the different types of produce the Ancient Greeks and Romans grew eg. grapes, olives, figs and wheat. They loved their wine which was made from the grapes that they grew.

Ancient God Profile

Ancient Greek and Roman Gods had a lot of similarities between them. Start a class discussion about these Ancient Gods. Have students choose an Ancient God. Ask them to research their chosen God and then fill in the activity sheet questions and create a portrait of their chosen Ancient God in the frame above.

Kotinos (Olive Wreath)

Scissors will be required to complete this activity. For best results, copy the Blackline Master onto cover paper. Ask students to colour, decorate and cut out their Kotinos. Alternatively, use the separate leaf shapes provided in the activity sheet and attach them to chenille stems with tape to create another Kotinos.

Ancient Scroll

Have students use the scroll to write a short story about an Ancient Greek or Roman character. To further extend the activity, have students decorate the scroll, students could try making the scroll look aged eg. scrunching up the scroll and coating it in a tea wash or ripping a few of the edges of the scroll etc.

Shield and Sword

Scissors, glue and a range of collage materials will be required to complete this activity. For best results, copy the Blackline Master onto cover paper. Have the class decorate their shield and sword and cut out. Gladiators used a shield and sword to protect themselves against opponents. Ancient Greeks and Romans also used a shield and sword to protect themselves when going into war.

Construct-a-Trojan Horse (Wooden Horse)

Start by discussing and researching the Trojan Horse eg. who built it? Why did they build it? etc. Scissors and glue will be required to complete this activity. For best results, copy the Blackline Master onto cover paper. Ask students to colour and decorate their sheet. Alternatively copy the Blackline Master onto coloured cover paper. Cut out the trojan horse, make sure you cut along the 2 grey unbroken lines on one side of the horse. Fold along all the grey dotted lines. Using the tabs, glue both sides of the horse together.

Ancient Vases


Pottery was one of the most popular art forms among the Ancient Greeks and Romans. Research and discuss with the class examples of ancient pottery and other ancient art forms. For best results, copy the Blackline Master onto cover paper. Have the class decorate their Ancient Vases similar to the examples researched.


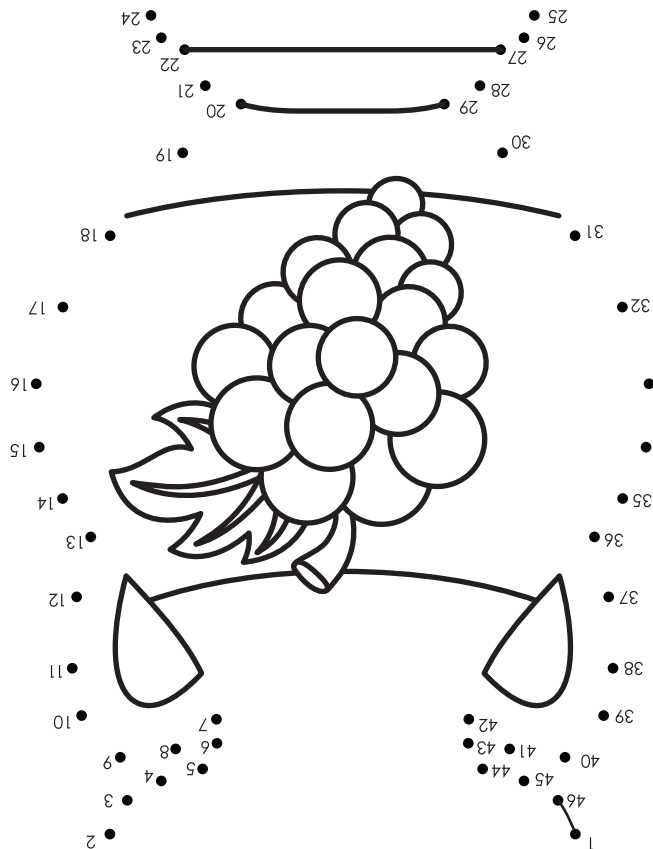
Ancient Theatre Masks

Scissors, glue and a range of collage materials will be required to complete this activity. For best results, copy the Blackline Master onto cover paper. Ask students to colour and decorate their masks for a quick and easy craft activity. Discuss the role theatre played in the Ancient Greek and Roman communities eg. Who wore the masks? What did each different mask symbolise? etc.

Ancient Dice

Scissors, glue and markers will be required to complete this activity. For best results, copy the Blackline Master onto cover paper. Discuss with the class about Ancient Greek games - dice, marbles and checkers, all games still present today, were also used by the Ancient Greeks! Ask students to cut out and construct their dice. Have students decorate their dice with numbers (represented by dots) from 1-6 on each side of the dice.





Find your way out of the
Minotaurs Maze

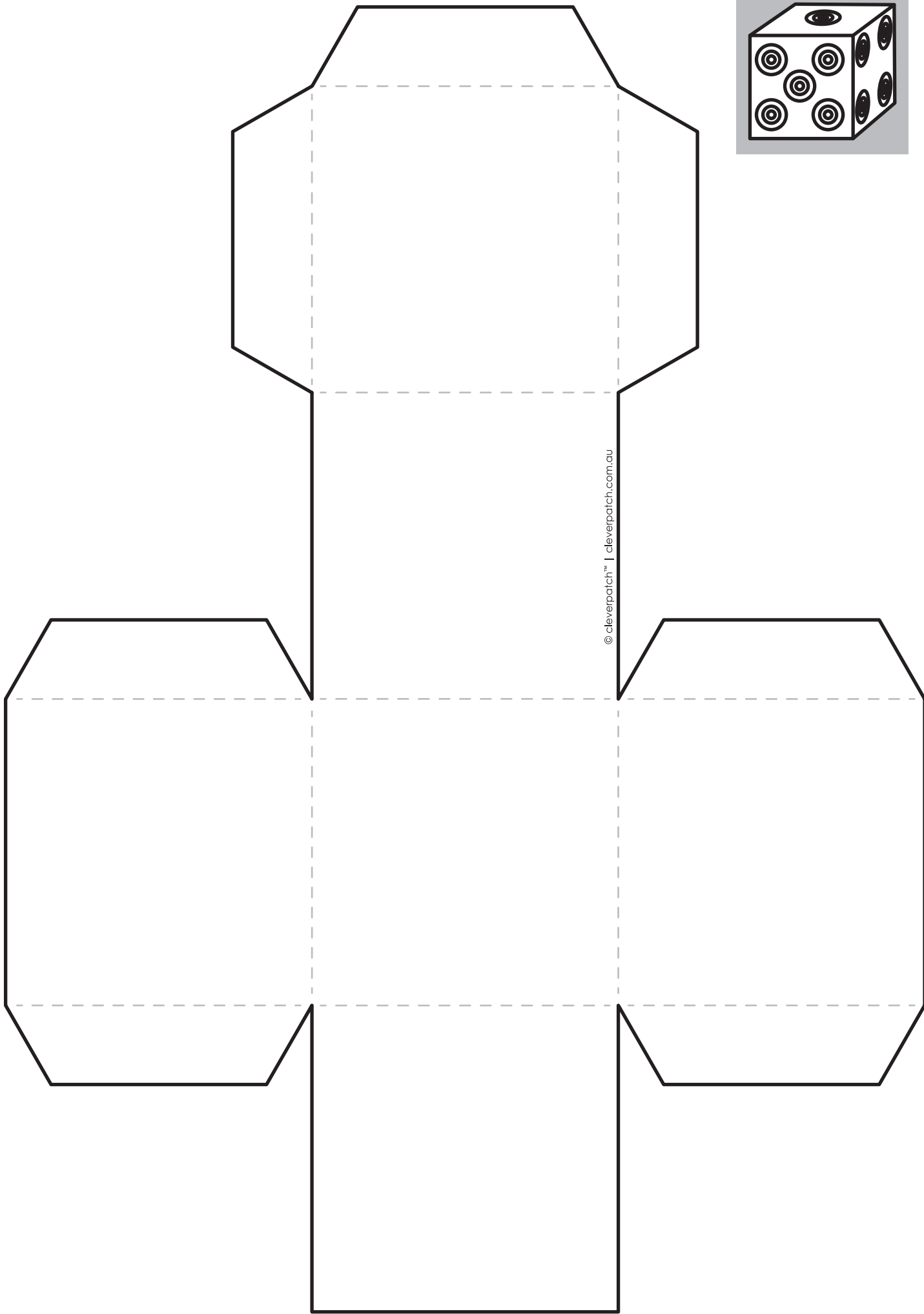

Find the Ancient words:

Rome	Chariot	Gods
Greece	Theatre	Gladiator
Mosaics	Trojan	Catapult

g r o m e b t g g d
r o e o u q h o o f
e g c s b d e r d n
e a c a i m a d s f
c n s i e w t m a g
e h y c h a r i o t
u l v s l i e v z r
y p q k h a p r s o
g l a d i a t o r j
k x j t w s z j t a
c a t a p u l t x n



Name: _____



© cleverpatch™ | cleverpatch.com.au

Ancient God Profile




Name: _____


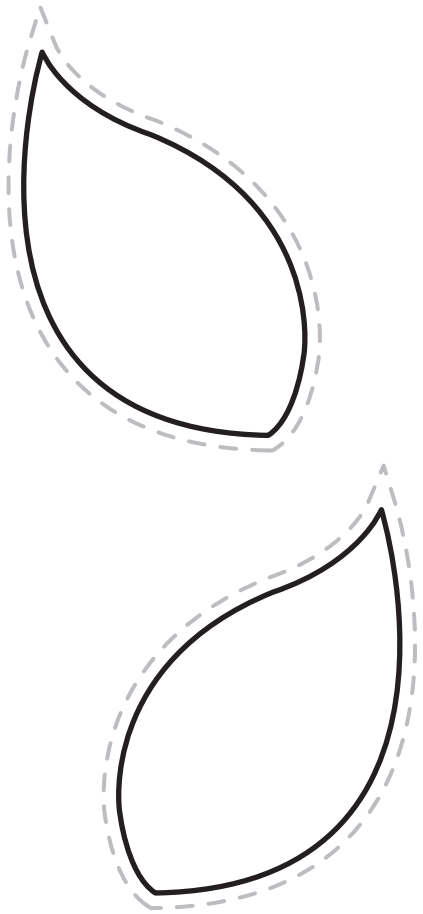
God of: _____


Symbol/s: _____


History: _____


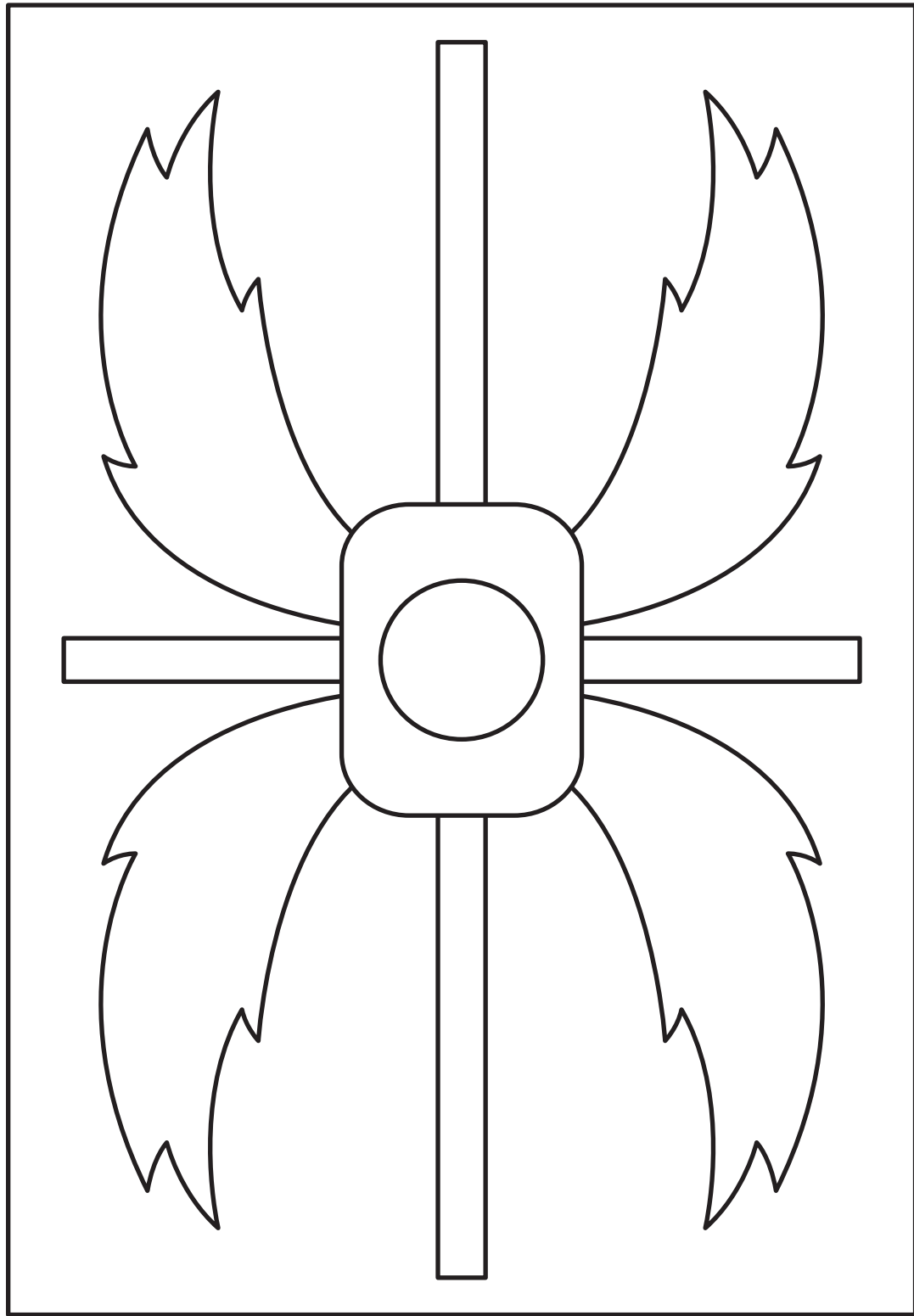


Kotinos (Olive Wreath)









Construct-a-Trojan Horse (Wooden Horse)

